




USRowing

International Members Registration Instructions

Contact members@usrowing.org for questions and assistance.




Step 1: Navigate to the USRowing Member Portal [HERE](#) and click *Join* under Individuals.



Home / USRowing Membership Portal


USRowing Membership Portal

Individuals



JoinLog In ▾

Organizations




JoinLog In

Welcome to the USRowing Membership Portal. *New to USRowing?* Click **Join** to get started as either an Individual Member (i.e. athlete, coach) or an Organizational Member (i.e. rowing club). Existing members click **Log In** under either Individuals or Organizations to access your profile.

Need assistance? For individual membership, contact members@usrowing.org or (609) 751-0700. For organizational membership, contact organizations@usrowing.org or (609) 751-0700.

USRowing © 2025 | [Support](#) | [Privacy](#)

Step 2: Enter your profile details and click *Search*. The system will search for any existing records matching your information to prevent making a duplicate account.



Logout

Home / USRowing

Individual Member

Welcome to USRowing! Let's start your registration process now. First, let's see if we have a membership record for you on file.

First Name *

Last Name *

Date of Birth *

mm/dd/yyyy

Gender *

☐ Female

☐ Male

☐ Non-Binary

Email *

Country of Residence


United States

Club or Team Name *

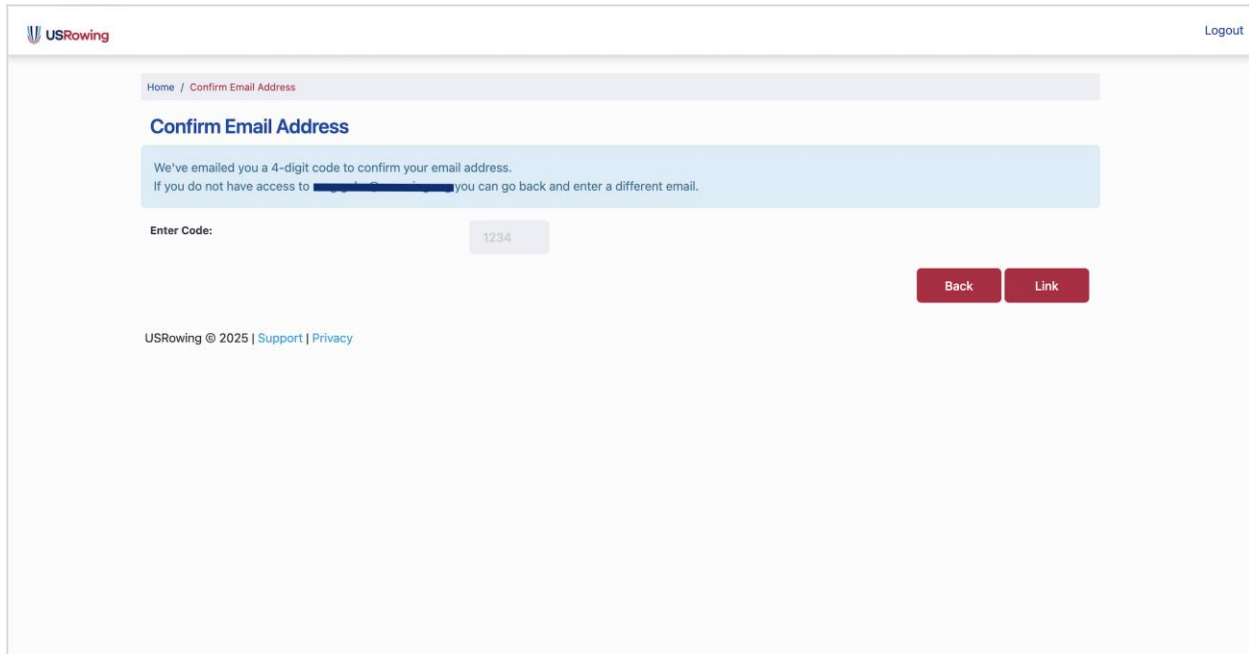
Type at least 3 characters to search

Search for your home club or team ⓘ

Search →

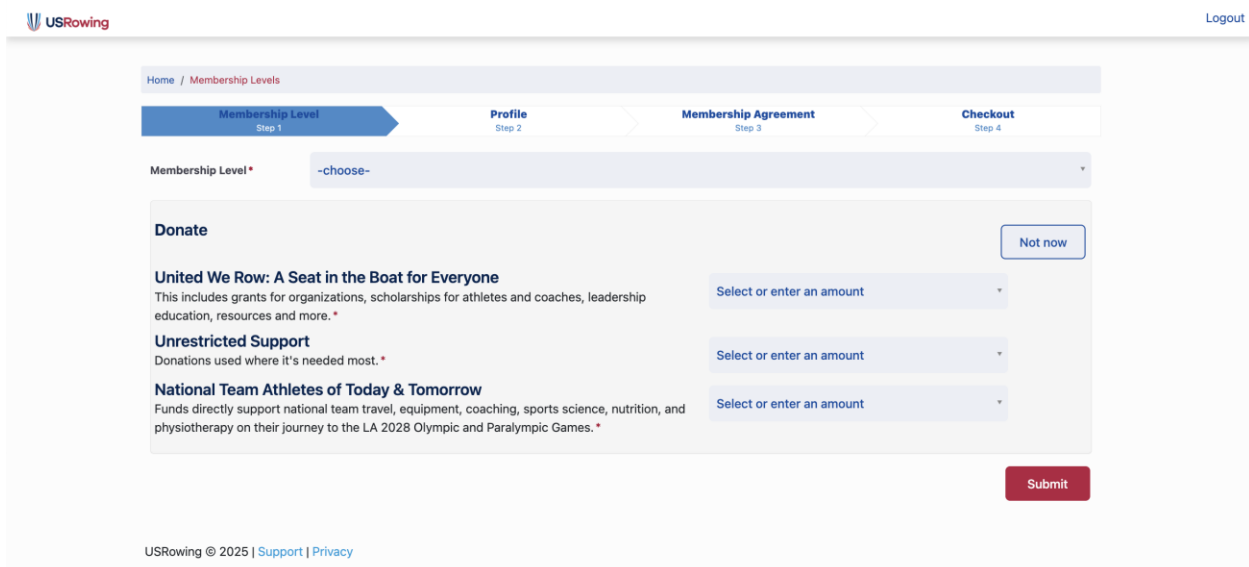


Step 3: Go to your email and retrieve the 4-digit code sent to your inbox. Enter the code below and click *Link*.



The screenshot shows the 'Confirm Email Address' page on the USRowing website. At the top, there is a navigation bar with the USRowing logo on the left and a 'Logout' link on the right. Below the navigation bar, a breadcrumb trail reads 'Home / Confirm Email Address'. The main heading is 'Confirm Email Address'. A light blue box contains the text: 'We've emailed you a 4-digit code to confirm your email address. If you do not have access to [redacted] you can go back and enter a different email.' Below this, there is a label 'Enter Code:' followed by a text input field containing the code '1234'. To the right of the input field are two red buttons: 'Back' and 'Link'. At the bottom left, the footer text reads 'USRowing © 2025 | Support | Privacy'.

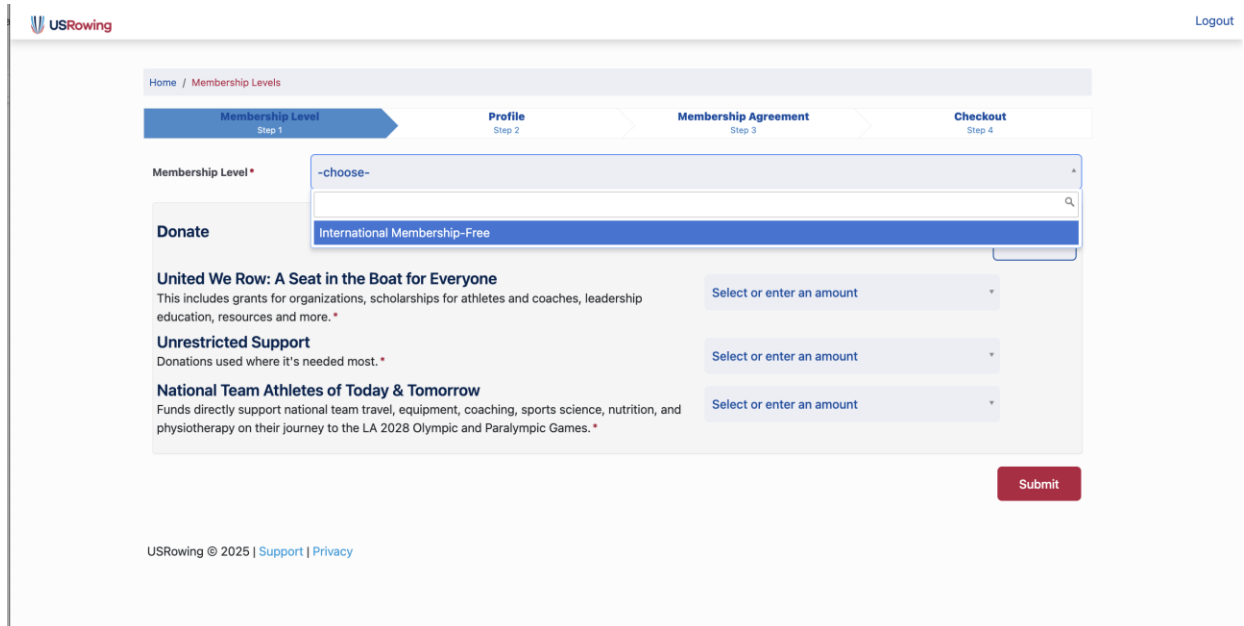
Step 4: Select the membership level from the drop-down menu. Because the country of residence you listed is outside of the United States, the only available option will be the International tier.



The screenshot shows the 'Membership Levels' page on the USRowing website. At the top, there is a navigation bar with the USRowing logo on the left and a 'Logout' link on the right. Below the navigation bar, a breadcrumb trail reads 'Home / Membership Levels'. A progress bar at the top indicates four steps: 'Membership Level' (Step 1, highlighted in blue), 'Profile' (Step 2), 'Membership Agreement' (Step 3), and 'Checkout' (Step 4). Below the progress bar, there is a label 'Membership Level' followed by a drop-down menu currently showing '-choose-'. Below this, there are three donation options, each with a description and a 'Select or enter an amount' drop-down menu: 'Donate' (with a 'Not now' button), 'United We Row: A Seat in the Boat for Everyone' (described as grants for organizations, scholarships for athletes and coaches, leadership education, resources and more), 'Unrestricted Support' (described as donations used where it's needed most), and 'National Team Athletes of Today & Tomorrow' (described as funds directly support national team travel, equipment, coaching, sports science, nutrition, and physiotherapy on their journey to the LA 2028 Olympic and Paralympic Games). A red 'Submit' button is located at the bottom right. At the bottom left, the footer text reads 'USRowing © 2025 | Support | Privacy'.



Step 5: Click the *International Membership – Free* option, answer the additional questions listed on the page, and click *Submit* to proceed.



USRowing

Logout

Home / Membership Levels

Membership Level Step 1 Profile Step 2 Membership Agreement Step 3 Checkout Step 4

Membership Level * -choose-

Donate

International Membership-Free

United We Row: A Seat in the Boat for Everyone
This includes grants for organizations, scholarships for athletes and coaches, leadership education, resources and more.*

Select or enter an amount

Unrestricted Support
Donations used where it's needed most.*

Select or enter an amount

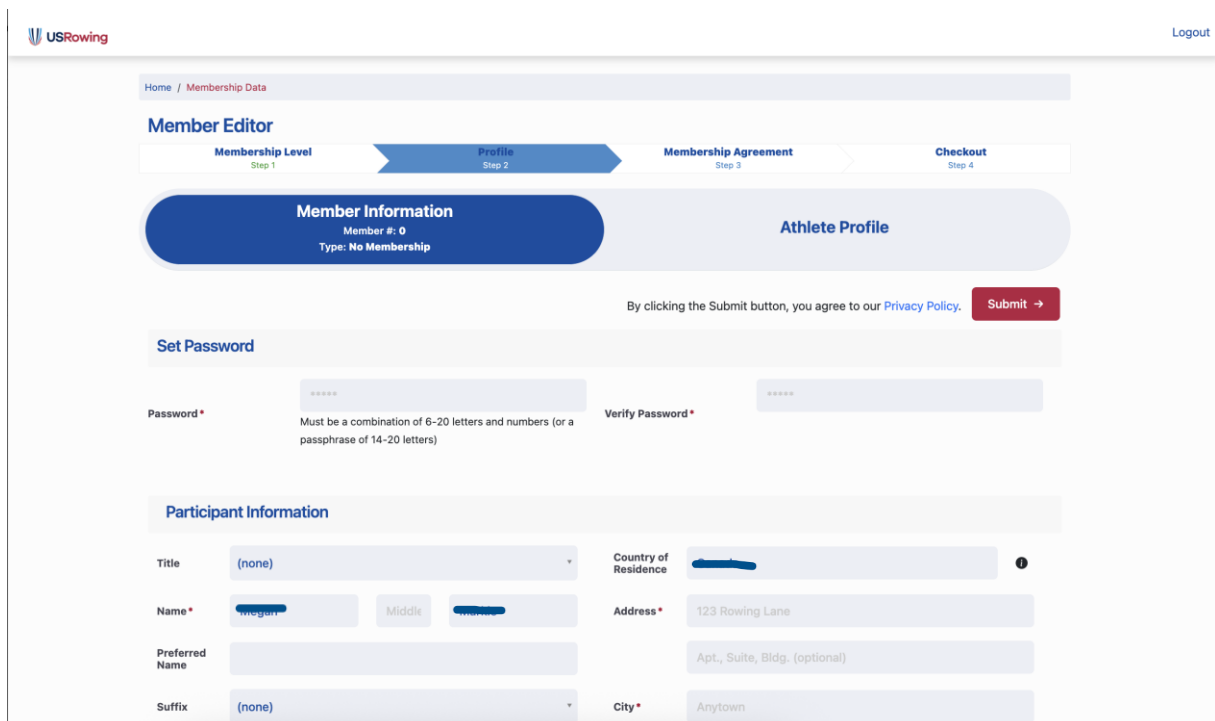
National Team Athletes of Today & Tomorrow
Funds directly support national team travel, equipment, coaching, sports science, nutrition, and physiotherapy on their journey to the LA 2028 Olympic and Paralympic Games.*

Select or enter an amount

Submit

USRowing © 2025 | [Support](#) | [Privacy](#)

Step 6: Enter all required profile details under the *Member Information* tab and click *Submit*. You are not required to complete your Athlete Profile.



USRowing

Logout

Home / Membership Data

Member Editor

Membership Level Step 1 Profile Step 2 Membership Agreement Step 3 Checkout Step 4

Member Information
Member #: 0
Type: No Membership

Athlete Profile

By clicking the Submit button, you agree to our [Privacy Policy](#).

Submit →

Set Password

Password * Must be a combination of 6-20 letters and numbers (or a passphrase of 14-20 letters)

Verify Password *

Participant Information

Title (none)

Country of Residence

Name * First Middle Last

Address * 123 Rowing Lane

Apt., Suite, Bldg. (optional)

Preferred Name

Suffix (none)

City * Anytown



Step 7: Athletes who are under 18 will see a parental consent pop-up window confirming the person creating the account is over 18. If the Athlete registering is 18 years old or older, they will not see this pop-up box and can proceed to Step 8.

The screenshot shows the USRowing website's Membership Agreement page. A modal window titled "Parental Consent" is displayed in the center. The modal text reads: "I confirm that I am over the age of 18 and am registering myself, or I am the Parent or Legal Guardian of an individual under the age of 18 and am registering them on their behalf. Click Yes if the above statement is true and you wish to proceed. Otherwise, click Cancel." There are "Cancel" and "Yes" buttons at the bottom of the modal. The background page is titled "Membership Agreement" and shows a progress bar with four steps: "Membership Level" (Step 1), "Profile" (Step 2), "Membership Agreement" (Step 3, currently active), and "Checkout" (Step 4). The page content includes the USRowing logo, the title "UNITED STATES ROWING ASSOCIATION INDIVIDUAL MEMBERSHIP AGREEMENT", and a paragraph stating: "This Individual Membership Agreement (the 'Agreement') is made and entered into by and between United States Rowing Association ('USRowing') and Megan Markle ('you')." Below this, there are sections for "RECITALS" and "A. USRowing is the national governing body for the sport of rowing in the United States." and "B. USRowing wishes to grant to you, and you wish to acquire from USRowing, status as a USRowing Individual Member, as defined in USRowing Bylaws ('Individual Membership')." At the bottom of the page, there is a "Submit" button and a footer with "USRowing © 2025 | Support | Privacy".

Step 8: Scroll to the bottom of the Membership Agreement box and click the checkbox that you have read and agree to the USRowing Membership Agreement, then click *Submit* to complete your registration.

The screenshot shows the USRowing website's Membership Agreement page. The progress bar at the top indicates four steps: "Membership Level" (Step 1), "Profile" (Step 2), "Membership Agreement" (Step 3, currently active), and "Checkout" (Step 4). The page content includes the USRowing logo, the title "UNITED STATES ROWING ASSOCIATION INDIVIDUAL MEMBERSHIP AGREEMENT", and a paragraph stating: "This Individual Membership Agreement (the 'Agreement') is made and entered into by and between United States Rowing Association ('USRowing') and Megan Markle ('you')." Below this, there are sections for "RECITALS" and "A. USRowing is the national governing body for the sport of rowing in the United States." and "B. USRowing wishes to grant to you, and you wish to acquire from USRowing, status as a USRowing Individual Member, as defined in USRowing Bylaws ('Individual Membership')." At the bottom of the page, there is a "Submit" button and a footer with "USRowing © 2025 | Support | Privacy".



Step 9: Athletes will then be taken to their USRowing member portal account. If the Athlete has already affiliated themselves with their club, no further action is needed. If they did not previously affiliate themselves with their club in Step 2, they may do so by clicking *Find a Club* and proceed to Step 10.

The screenshot shows the USRowing member portal. On the left is a sidebar with navigation links: Profile, Racing History, Member Rewards Programs, Weekly Webinars, Video Library, Camps, Auto-Renew, Anti-Doping, SafeSport, The Launch, and Marketplace. The main content area is titled "Membership Profile" and shows "International Membership" with an expiration date of "Aug 20, 2026". There are "Upgrade" and "Edit Profile" buttons. Below this, it says "Waiver: Current (Expires: Aug 20, 2026)" and "SafeSport Training not required for International Athletes". There is a "My Organizations" section with a "Find a Club" button. At the bottom, there are "Become a Coach" and "Donate" buttons. The footer says "USRowing © 2025 | Support | Privacy".

Step 10: Enter your club's name and club code. If you do not have a club code, reach out to your team admin or members@usrowing.org for assistance.

The screenshot shows the "Find a Club" modal on the USRowing member portal. The modal has a title bar "Find a Club" with a close button. Inside, it says "This will add you to the organization's roster". There are three input fields: "Country of Organization" (a dropdown menu), "Club or Team Name*" (a text input with a placeholder "Type at least 3 characters to search"), and "Club Code*" (a text input with a placeholder "XXXXXX"). Below the "Club Code*" field, there is a message: "This club's roster is locked. If you were given a club code by your coach, enter it here. If you do not know your club's code or if your club does not use codes choose 'Unaffiliated' and contact your Club Admin for help getting added to your team's roster". At the bottom of the modal are "Cancel" and "Join" buttons. The background shows the same "Membership Profile" page as in the previous screenshot, but it is dimmed.

